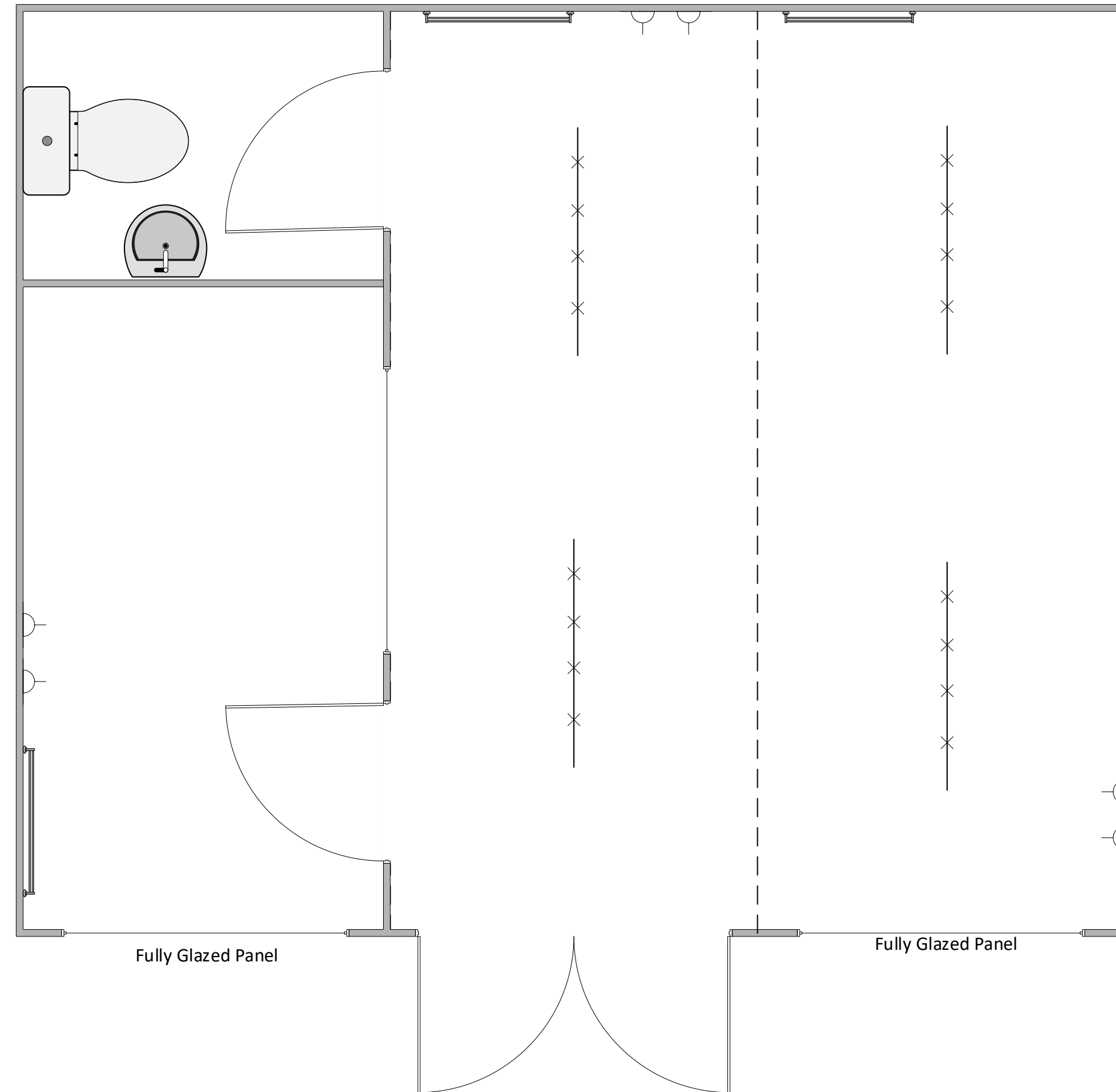

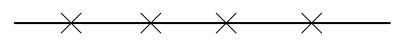



This drawing is for illustration purposes only and may differ slightly from the building provided

# LCS MODULAR BUILDINGS



  
Double Plug

  
Strip Light

  
Tilt & Turn Window

  
2kw convection heater

**Internal height: 2340mm**

**RAL Colour 7015 Slate Grey**  
electric: GB (230V/32A/3 poles)

Internal finish: white

Window parapet height: 870mm

Window with gas filling

Cement bound chipboard floor

Double amount of floor crossmembers

Floor insulation: 60 mm mineral wool

PU panels (60 mm)

Roof insulation: 100 mm mineral wool

Internal steel cladding

Consumer box with 2 rows

incl. electrical male/female connection

LCS Container Services  
Lichfield Road  
Branston  
Burton on Trent  
DE14 3HD  
01283 204 729